


How to Register for My Security Mutual®



Don't Worry—It's Fast and Easy!



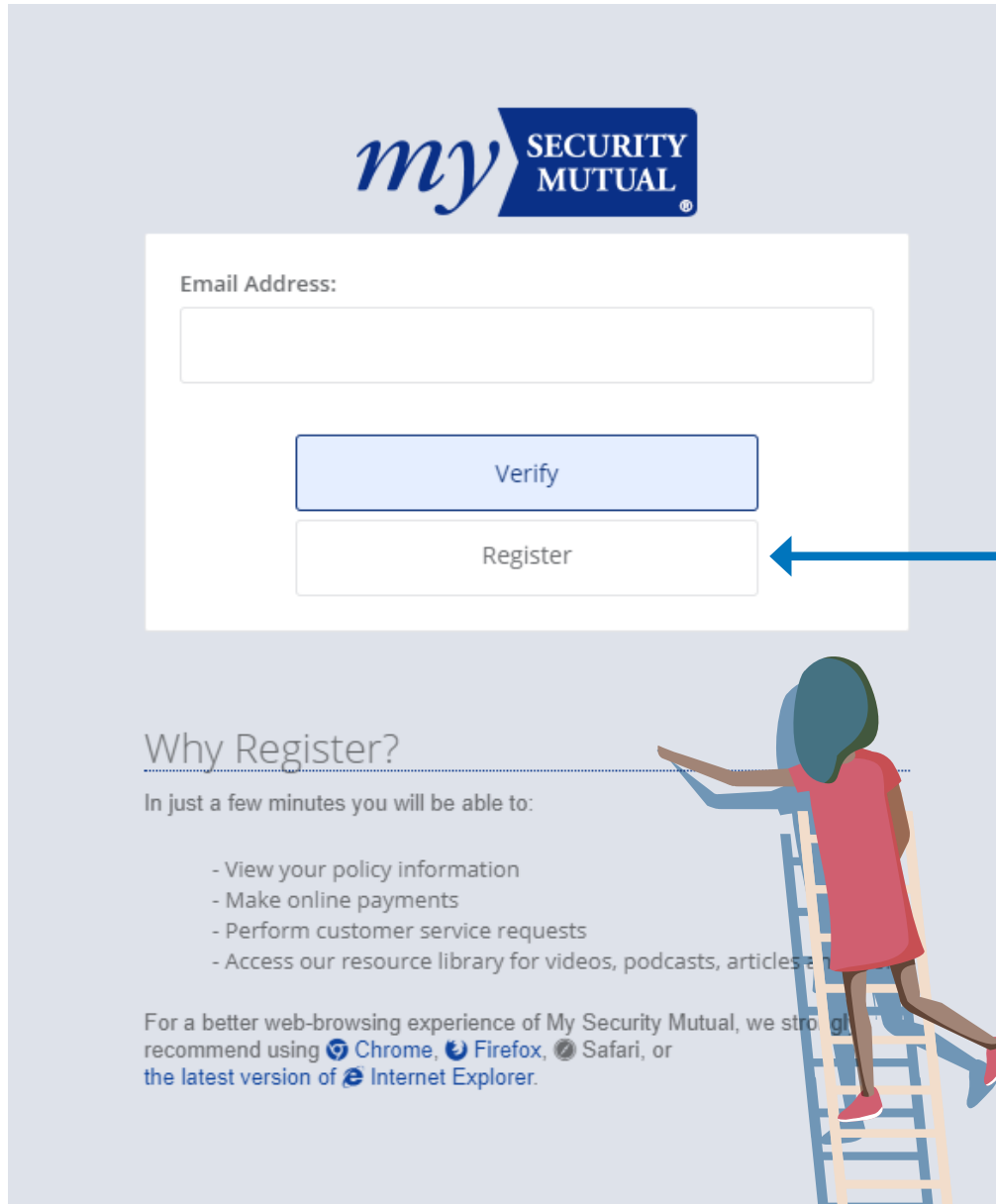
SECURITY MUTUAL LIFE
INSURANCE COMPANY OF NEW YORK
SECURITY MUTUAL BUILDING • 100 COURT ST.
P.O. BOX 1625 • BINGHAMTON, NY 13902-1625
607-723-3551 • www.smlny.com

The Company That Cares.®

Let's Get Started Go To www.mysmlny.com

1

Navigate to the Register tab.



2


Complete the form with your in-force policy number, the last six digits of your social security number, and your email address. Then read the Terms of Service, check the box and click Submit.

my SECURITY MUTUAL

To register you must be an owner of an in force policy.
For My Security Mutual registration questions or problems, please call customer service at 1-800-765-6668.

In Force Policy Number: **Required** Last 6 digits of SSN:

Email Address: Confirm Email:

I'm not a robot  reCAPTCHA
Privacy - Terms

I have read and agree to the [My Security Mutual Terms of Service](#).
Please check the box to indicate your acceptance.



Submit

Why Register?

In just a few minutes you will be able to:

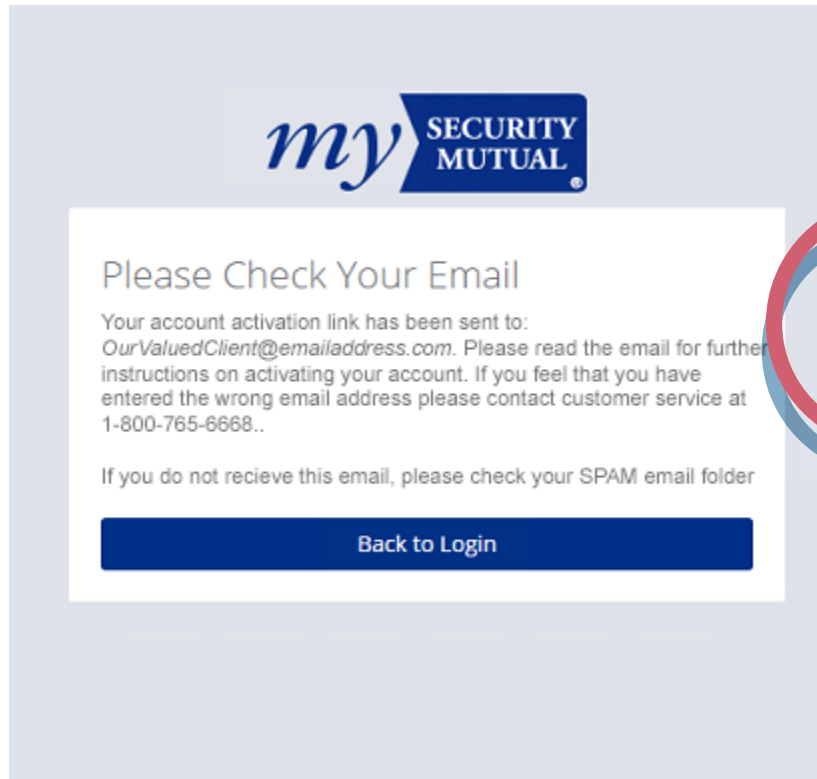
- View your policy information
- Make online payments
- Perform customer service requests
- Access our resource library for videos, podcasts, articles and more

For a better web-browsing experience of My Security Mutual, we strongly recommend using Chrome, Firefox, Safari, or the latest version of Internet Explorer.



3

Check your email for an activation link.



4

Follow the link in the email to complete activation for your My Security Mutual® account.

From: SML Support <SMLSupport@smlny.com>
Sent: Friday, February 12, 2021 1:01 PM
To: Valued, Client <OurValuedClient@emailaddress.com>
Subject: My Security Mutual Activate Account



My Security Mutual Notification

Thank You for initiating the registration process for My Security Mutual, your gateway to individual policy information and services.

Please click the link below to activate your My Security Mutual account and complete the registration process.

The link will expire in 9 days.

[Click to Activate Account](#)



Thank you.

5

**Enter your email address to initiate activation.
Then click the Submit button to activate your account.**

Activate Account

Email Address:

Submit

Why Register?

In just a few minutes you will be able to:

- View your policy information
- Make online payments
- Perform customer service requests
- Access our resource library for videos, podcasts, articles and more

6

Enter a password for your account.
Then click the Submit button to complete your registration.



my SECURITY MUTUAL

Create an Account

i Password must contain 8-24 characters with at least one uppercase letter, one lowercase letter, one numeric and one special character. **x**

Email Address:
OurValuedClient@emailaddress.com

Password: Confirm Password:

Submit

Why Register?

In just a few minutes you will be able to:

- View your policy information
- Make online payments
- Perform customer service requests
- Access our resource library for videos, podcasts, articles and more

7

Congratulations, you have activated your My Security Mutual® account! Once you navigate to the home page, a pop-up box will appear, recommending additional security measures to secure your account. By following that link, you can register for a text message to be sent to your phone with a code, a call with a code, or a push notification using the Okta app (all instructions on downloading the app will be sent via email and text message). Two-factor authentication is required effective April 2, 2021, and we recommend setting it up during this registration process.

